

MUNICIPIO DE SAN ANDRÉS CHOLULA P U A

ESTADO ANALÍTICO DEL EJERCICIO DEL PRESUPUESTO DE EGRESOS
CLASIFICACIÓN ADMINISTRATIVA

Del 1 de Enero al 30 de Abril de 2021
(Cifras en pesos)

| Concepto | Egreso Aprobado (1) | Ampliaciones/Reducciones (2) | Egreso Modificado (3=1+2) | Egreso Devengado (4) | Egreso Pagado (5) | Subejercicio (6=3-4) |
|--|---------------------|------------------------------|---------------------------|----------------------|-------------------|----------------------|
| 3 SECTOR PUBLICO MUNICIPAL | 800,000,000.00 | 0.00 | 800,000,000.00 | 216,133,902.67 | 183,589,303.35 | 583,866,097.33 |
| 3.1 SECTOR PUBLICO NO FINANCIERO | 800,000,000.00 | 0.00 | 800,000,000.00 | 216,133,902.67 | 183,589,303.35 | 583,866,097.33 |
| 3.1.1 GOBIERNO GENERAL MUNICIPAL | 800,000,000.00 | 0.00 | 800,000,000.00 | 216,133,902.67 | 183,589,303.35 | 583,866,097.33 |
| 3.1.1.1 GOBIERNO MUNICIPAL | 800,000,000.00 | 0.00 | 800,000,000.00 | 216,133,902.67 | 183,589,303.35 | 583,866,097.33 |
| 3.1.1.1.1 ORGANISMO EJECUTIVO MUNICIPAL (AYUNTAMIENTO) | 800,000,000.00 | 0.00 | 800,000,000.00 | 216,133,902.67 | 183,589,303.35 | 583,866,097.33 |
| 3.1.1.1.1.120 SAN ANDRÉS CHOLULA PUEBLA | 800,000,000.00 | 0.00 | 800,000,000.00 | 216,133,902.67 | 183,589,303.35 | 583,866,097.33 |
| DIRECCIÓN DE CONTABILIDAD | 0.00 | 0.00 | 0.00 | 0.00 | 0.00 | 0.00 |
| RAMO GENERAL | 0.00 | 0.00 | 0.00 | 0.00 | 0.00 | 0.00 |
| 01 PRESIDENCIA | 3,646,609.26 | 5,465,837.99 | 9,112,447.25 | 8,648,279.82 | 7,557,457.50 | 464,167.43 |
| 02 TESORERIA | 23,500,000.00 | 8,861,005.13 | 32,361,005.13 | 13,063,112.18 | 12,859,970.58 | 19,297,892.95 |
| 03 RECURSOS HUMANOS | 3,938,527.78 | 2,906,855.44 | 6,845,383.22 | 4,549,620.10 | 4,241,060.10 | 2,295,763.12 |
| 04 RECURSOS MATERIALES | 7,109,249.28 | -2,421,804.47 | 4,687,444.81 | 1,422,005.90 | 1,359,598.63 | 3,265,438.91 |
| 05 DIRECCION DE SEGURIDAD PUBLICA (POLICIA) | 2,317,461.68 | 8,689,250.28 | 11,006,711.96 | 8,689,250.28 | 7,558,141.32 | 2,317,461.68 |
| 06 PROTECCION CIVIL Y BOMBEROS | 8,478,274.15 | 1,212,364.02 | 9,690,638.17 | 6,575,309.43 | 5,709,645.35 | 3,115,328.74 |
| 07 DIF MUNICIPAL | 200,000.00 | 1,781,435.23 | 1,981,435.23 | 1,557,633.34 | 1,386,182.73 | 423,801.89 |
| 08 OBRAS PUBLICAS | 0.00 | 1,548,265.97 | 1,548,265.97 | 1,544,897.97 | 1,470,659.83 | 3,368.00 |
| 09 REGIDORES | 11,500,000.00 | 8,725,432.94 | 20,225,432.94 | 4,432,901.39 | 4,254,814.49 | 4,292,531.55 |
| 10 JUNTAS AUXILIARES | 0.00 | 5,273,530.11 | 5,273,530.11 | 5,270,040.65 | 5,264,277.77 | 3,489.46 |
| 100 D.A. AUDITORIA DE OBRA | 0.00 | 0.00 | 0.00 | 0.00 | 0.00 | 0.00 |
| 101 D.A. AUDITORIA FINANCIERA (CONTRALORIA) | 0.00 | 0.00 | 0.00 | 0.00 | 0.00 | 0.00 |
| 11 RANCHERIAS | 0.00 | 0.00 | 0.00 | 0.00 | 0.00 | 0.00 |
| 12 DIRECCION DE DESARROLLO URBANO | 0.00 | 852,346.21 | 852,346.21 | 852,346.21 | 782,440.77 | 0.00 |
| 13 DIRECCION DE ECOLOGIA | 0.00 | 0.00 | 0.00 | 0.00 | 0.00 | 0.00 |
| 14 SINDICATURA | 1,300,000.00 | 46,059,451.88 | 47,359,451.88 | 31,078,077.86 | 16,470,426.21 | 16,281,374.02 |
| 15 SECRETARIA GENERAL | 1,435,381.70 | 421,233.05 | 1,856,614.75 | 1,043,014.83 | 1,032,950.86 | 813,599.92 |
| 16 CONTRALORIA | 0.00 | 242,339.45 | 242,339.45 | 242,339.45 | 236,409.70 | 0.00 |
| 17 DIRECCION DE GOBERNACION | 3,731,091.85 | 268,248.02 | 3,999,339.87 | 1,115,472.85 | 1,068,376.66 | 2,883,867.02 |
| 18 DIRECCION DE SERVICIOS GENERALES | 0.00 | 0.00 | 0.00 | 0.00 | 0.00 | 0.00 |
| 19 COMUNICACION SOCIAL | 0.00 | 130,320.92 | 130,320.92 | 130,320.92 | 130,320.92 | 0.00 |
| 2 TESORERIA MUNICIPAL | 0.00 | 0.00 | 0.00 | 0.00 | 0.00 | 0.00 |
| 20 DIRECCION DE DESARROLLO ECONOMICO | 0.00 | 305,943.62 | 305,943.62 | 258,912.86 | 258,912.86 | 47,030.76 |
| 21 DIRECCION DE DESARROLLO SOCIAL | 0.00 | 0.00 | 0.00 | 0.00 | 0.00 | 0.00 |
| 22 DIRECCION DE SERVICIOS MUNICIPALES | 52,400,000.00 | -7,588,252.05 | 44,811,747.95 | 4,990,714.10 | 4,990,414.10 | 39,821,033.85 |
| 23 INGRESOS | 25,314,111.72 | -11,006,703.46 | 14,307,408.26 | 1,867,358.09 | 1,866,158.09 | 12,440,050.17 |
| 24 CONTABILIDAD Y PRESUPUESTO | 2,530,377.39 | 563,617.38 | 3,093,994.77 | 790,925.87 | 790,925.87 | 2,303,068.90 |
| 25 INFORMATICA | 0.00 | 580.00 | 580.00 | 580.00 | 580.00 | 0.00 |
| 26 DIRECCION DE GIROS COMERCIALES | 265,020.00 | 750,990.97 | 1,016,010.97 | 750,990.97 | 746,224.63 | 265,020.00 |
| 27 DIR. DE PLANEACION EVALUACION Y SEG. | 557,000.00 | -25,506.74 | 531,493.26 | 123,265.44 | 123,265.44 | 408,227.82 |
| 28 SEGURIDAD VIAL | 0.00 | 0.00 | 0.00 | 0.00 | 0.00 | 0.00 |

MUNICIPIO DE SAN ANDRÉS CHOLULA PU

ESTADO ANALÍTICO DEL EJERCICIO DEL PRESUPUESTO DE EGRESOS
CLASIFICACION ADMINISTRATIVA

Del 1 de Enero al 30 de Abril de 2021
(Cifras en pesos)

| Concepto | Egreso Aprobado (1) | Ampliaciones/Reducciones (2) | Egreso Modificado (3=1+2) | Egreso Devengado (4) | Egreso Pagado (5) | Subejercicio (6=3-4) |
|----------|--|------------------------------|---------------------------|----------------------|-------------------|----------------------|
| 29 | AGUA POTABLE, DRENAJE Y ALCANTARILLADO | 0.00 | 3,124,347.68 | 3,025,597.92 | 2,909,046.64 | 98,749.76 |
| 30 | CONSEJERIA JURIDICA | 0.00 | 0.00 | 0.00 | 0.00 | 0.00 |
| 31 | DIRECCION DE CULTURA | 0.00 | 113,684.55 | 113,684.55 | 113,684.55 | 0.00 |
| 32 | DIRECCION DE MIGRACION | 0.00 | 0.00 | 0.00 | 0.00 | 0.00 |
| 33 | DIRECCION DE FOMENTO AGROPECUARIO | 2,021,802.08 | -519,491.96 | 1,502,310.12 | 30,849.36 | 1,469,090.08 |
| 34 | DIRECCION DE JUVENTUD Y DEPORTE | 0.00 | 0.00 | 0.00 | 0.00 | 0.00 |
| 35 | INSTITUTO MUNICIPAL DE LA MUJER | 0.00 | 0.00 | 0.00 | 0.00 | 0.00 |
| 36 | UNIDAD DE GESTORIA JURIDICA POPULAR (SINDICATURA) | 1,691,510.27 | -161,172.16 | 1,530,338.11 | 374,740.35 | 1,155,347.76 |
| 37 | UNIDAD DE TRANSPARENCIA Y ACCESO A LA INFORMACION | 340,573.68 | 9,256.14 | 349,829.82 | 172,957.39 | 176,872.43 |
| 38 | DIRECCION DE SERVICIOS VEHICULARES | 32,443,217.21 | -2,116,907.51 | 30,326,309.70 | 4,389,339.87 | 25,263,459.34 |
| 39 | DIRECCION DE TURISMO | 0.00 | 47,327.39 | 47,327.39 | 47,327.39 | 0.00 |
| 40 | DIRECCION DE PROGRAMAS SOCIALES (SECRETARIA BIENESTAR) | 46,051,198.01 | 324,679.51 | 46,375,877.52 | 10,020,202.74 | 36,275,353.42 |
| 41 | DIRECCION DE EDUCACION (SECRETARIA DEL BIENESTAR) | 9,308,012.48 | -1,011,010.70 | 8,297,001.78 | 1,758,170.56 | 6,520,508.42 |
| 42 | DIRECCION DE JUVENTUD Y DEPORTE (SECRETARIA DE BIENESTAR) | 4,466,458.44 | 17,724.29 | 4,484,182.73 | 968,171.77 | 3,452,460.96 |
| 43 | INSTANCIA MUNICIPAL DE LA MUJER (SECRETARIA DEL BIENESTAR) | 2,377,375.65 | 0.00 | 2,377,375.65 | 307,885.95 | 1,944,489.70 |
| 44 | DIRECCION DE INNOVACION TECNOLOGICA (SECRETARIA DEL BIENESTAR) | 2,141,987.95 | 832,557.50 | 2,974,545.45 | 2,006,000.22 | 725,438.57 |
| 45 | PRESIDENCIA (SECRETARIA DEL BIENESTAR) | 45,259,609.70 | -2,204,576.89 | 43,055,032.81 | 289,135.66 | 42,765,897.15 |
| 46 | DIRECCION JURIDICA (SECRETARIA DEL AYUNTAMIENTO) | 1,505,331.77 | -61,864.47 | 1,443,467.30 | 0.00 | 1,443,467.30 |
| 47 | DIRECCION DE REGISTRO CIVIL (SECRETARIA DEL AYUNTAMIENTO) | 2,270,381.70 | 5,441.46 | 2,275,823.16 | 544,939.74 | 1,730,883.42 |
| 48 | DIRECCION DE JUZGADO CALIFICADOR (SECRETARIA DEL AYUNTAMIENTO) | 699,000.00 | 268,234.14 | 967,234.14 | 267,684.14 | 699,550.00 |
| 49 | DIRECCION DE JUZGADO MPAL. (SECRETARIA DEL AYUNTAMIENTO) | 930,381.70 | -169,950.47 | 760,431.23 | 353,028.04 | 407,403.19 |
| 50 | DIRECCION DE PARTICIPACION CIUDADANA (SEGOB) | 9,205,881.00 | -808,612.15 | 8,397,268.85 | 2,743,230.09 | 5,654,038.76 |
| 51 | DIRECCION JURIDICA (SEGOB) | 0.00 | 259,215.82 | 259,215.82 | 252,678.16 | 6,537.66 |
| 52 | DIRECCION DE MIGRACION (SECRETARIA DE BIENESTAR) | 603,000.00 | 142,873.73 | 745,873.73 | 298,270.97 | 447,602.76 |
| 53 | DIRECCION DE EGRESOS TESORERIA | 64,973,170.77 | -27,229,032.32 | 37,744,138.45 | 848,215.90 | 36,895,922.55 |
| 54 | DIRECCION DE EJECUCIONES (TESORERIA) | 1,500,000.00 | -16,670.38 | 1,483,329.62 | 383,288.71 | 1,100,040.91 |

ESTADO ANALÍTICO DEL EJERCICIO DEL PRESUPUESTO DE EGRESOS
CLASIFICACIÓN ADMINISTRATIVADel 1 de Enero al 30 de Abril de 2021
(Cifras en pesos)

| Concepto | Egreso Aprobado (1) | Ampliaciones/Reducciones (2) | Egreso Modificado (3=1+2) | Egreso Devengado (4) | Egreso Pagado (5) | Subejercicio (6=3-4) |
|---|---------------------|------------------------------|---------------------------|----------------------|-------------------|----------------------|
| 55 DIRECCION DE ADJUDICACIONES (TESORERIA) | 5,360,643.78 | -3,922,276.01 | 1,438,367.77 | 770,066.83 | 770,066.83 | 668,300.94 |
| 56 DIRECCION DE SALUD (DIF) | 19,271,082.72 | -1,175,911.62 | 18,095,171.10 | 5,381,911.04 | 4,822,504.89 | 12,713,260.06 |
| 57 DIRECCION DE ASISTENCIA (DIF) | 16,334,183.31 | -388,548.33 | 15,945,634.98 | 3,293,394.22 | 3,180,551.20 | 12,652,240.76 |
| 58 DIRECCION DE ASISTENCIA TECNICA Y VINCULACION (SEC. DE FOM. AGROPECUARIO) | 3,800,000.00 | -4,940.42 | 3,795,059.58 | 1,891,959.74 | 1,891,959.74 | 1,903,099.84 |
| 59 DIRECCION DE BIESTAR ANIMAL (SEC. DE FOM. AGROPECUARIO) | 800,000.00 | 466,033.93 | 1,266,033.93 | 456,771.61 | 403,492.31 | 809,262.32 |
| 60 DIRECCION DE DESARROLLO DE MERCADO (SEC. DE FOM. AGROPECUARIO) | 3,710,000.00 | 75,310.72 | 3,785,310.72 | 190,310.72 | 190,310.72 | 3,595,000.00 |
| 61 DIRECCION DE DESARROLLO Y PROYECTOS ECONOMICOS (SEC. DE FOM. ECONOMICO) | 8,033,407.25 | -602,369.40 | 7,431,037.85 | 330,129.89 | 327,084.05 | 7,100,907.96 |
| 62 DIRECCION DE TURISMO (SEC. DE FOM. ECONOMICO) | 2,481,339.60 | -6,581.60 | 2,474,758.00 | 1,352,153.47 | 1,209,005.07 | 1,122,604.53 |
| 63 DIRECCION DE SERVICIOS PUBLICOS (SECRETARIA DE SERVICIOS PUBLICOS) | 8,980,000.00 | 26,777,073.23 | 35,757,073.23 | 29,598,427.54 | 27,366,553.01 | 6,158,645.69 |
| 64 DIRECCION DE SERVICIOS GENERALES (SECRETARIA DE SERVICIOS PUBLICOS) | 43,509,537.74 | -6,241,525.30 | 37,268,012.44 | 5,004,463.19 | 3,212,963.25 | 32,263,549.25 |
| 65 DIRECCION DE ADMINISTRACION URBANA (SECRETARIA DE DESARROLLO URBANO) | 11,336,769.93 | -1,910,254.72 | 9,426,515.21 | 980,232.54 | 962,483.94 | 8,446,282.67 |
| 66 DIRECCION DE INNOVACION Y PROYECTOS (SECRETARIA DE DESARROLLO URBANO) | 4,140,000.00 | 384,967.47 | 4,524,967.47 | 384,967.47 | 384,067.47 | 4,140,000.00 |
| 67 DIRECCION DE SUSTENTABILIDAD URBANA (SECRETARIA DE DESARROLLO URBANO) | 630,000.00 | 547,943.97 | 1,177,943.97 | 547,943.97 | 547,943.97 | 630,000.00 |
| 68 DIRECCION JURIDICA (SECRETARIA DE DESARROLLO URBANO) | 0.00 | 740,458.11 | 740,458.11 | 740,458.11 | 740,158.11 | 0.00 |
| 69 DIRECCION DE PROYECTOS (SECRETARIA DE OBRAS PUBLICAS) | 4,863,113.20 | 190,766.55 | 5,053,879.75 | 0.00 | 0.00 | 5,053,879.75 |
| 70 DIRECCION DE OBRAS (SECRETARIA DE OBRAS PUBLICAS) | 154,478,847.35 | -41,504,323.30 | 112,974,524.05 | 2,076,872.71 | 2,040,550.48 | 110,897,651.34 |
| 71 DIRECCION JURIDICA Y ADMINISTRATIVA (SECRETARIA DE OBRAS PUBLICAS) | 0.00 | 482,235.64 | 482,235.64 | 480,935.64 | 470,518.42 | 1,300.00 |
| 72 DIRECCION COMERCIAL (SISTEMA OPERADOR DE AGUA POTABLE, DRENAJE Y SANEAMIENTO) | 1,124,132.00 | 580,194.67 | 1,704,326.67 | 580,194.67 | 578,494.67 | 1,124,132.00 |
| 73 DIRECCION OPERATIVA (SISTEMA OPERADOR DE AGUA POTABLE, DRENAJE Y SANEAMIENTO) | 10,479,678.67 | -3,062,858.06 | 7,416,820.61 | 1,655,079.47 | 1,572,989.58 | 5,761,741.14 |
| 74 DIRECCION DE CULTURA DE CUIDADO DEL AGUA (SISTEMA OPERADOR DE AGUA POTABLE, DRENAJE Y SANEAMIENTO) | 0.00 | 93,200.11 | 93,200.11 | 93,200.11 | 93,200.11 | 0.00 |
| 75 DIRECCION DE PROGRAMAS Y PROYECTOS (SISTEMA OPERADOR DE AGUA POTABLE, DRENAJE Y SANEAMIENTO) | 0.00 | 39,811.65 | 39,811.65 | 39,811.65 | 39,811.65 | 0.00 |

ESTADO ANALÍTICO DEL EJERCICIO DEL PRESUPUESTO DE EGRESOS
 CLASIFICACIÓN ADMINISTRATIVA
 Del 1 de Enero al 30 de Abril de 2021
 (Cifras en pesos)


| Concepto | Egreso Aprobado (1) | Ampliaciones/Reducciones (2) | Egreso Modificado (3=1+2) | Egreso Devengado (4) | Egreso Pagado (5) | Subejercicio (6=3-4) |
|---|---------------------|------------------------------|---------------------------|----------------------|-------------------|----------------------|
| 76 DIRECCION DE POLICIA (SEC.SEGURIDAD PUBLICA Y T. MUNICIPAL) | 14,900,000.00 | 7,723,480.14 | 22,623,480.14 | 7,723,480.14 | 7,164,225.07 | 14,900,000.00 |
| 77 BIENES PATRIMONIALES (TESORERIA) | 1,921,963.97 | -108,728.14 | 1,813,235.83 | 292,758.81 | 289,933.36 | 1,520,477.02 |
| 78 DIRECCION DE SEGURIDAD VIAL Y TRANSITO MUNICIPAL (SEC.SEGURIDAD PUBLICA Y T. MUNICIPAL) | 47,596,250.00 | -14,847,481.46 | 32,748,768.54 | 4,111,899.54 | 4,030,931.79 | 28,636,869.00 |
| 79 DIRECCION DE CENTRO ESTRATEGICO DE SEGURIDAD Y EMERGENCIA (SEC.SEGURIDAD PUBLICA Y T. MUNICIPAL) | 18,505,664.00 | 1,184,485.31 | 19,690,149.31 | 1,547,947.31 | 1,541,347.31 | 18,142,202.00 |
| 80 DIRECCION DE PARTICIPACION CIDADANA Y PREVENCIÓN DEL DELITO (SEC.SEGURIDAD PUBLICA Y T. MUNICIPAL) | 7,772,719.20 | -27,331.45 | 7,745,387.75 | 561,189.89 | 561,189.89 | 7,184,197.86 |
| 81 DIRECCION JURIDICA (SEC.SEGURIDAD PUBLICA Y T. MUNICIPAL) | 0.00 | 409,049.19 | 409,049.19 | 409,049.19 | 409,049.19 | 0.00 |
| 82 DIRECCION ADMINISTRATIVA (SEC.SEGURIDAD PUBLICA Y T. MUNICIPAL) | 0.00 | 774,401.96 | 774,401.96 | 774,401.96 | 686,130.91 | 0.00 |
| 83 DIRECCION DE SERVICIO PROFESIONAL DE CARRERA POLICIAL(SEC.SEGURIDAD PUBLICA Y T. MUNICIPAL) | 9,495,873.00 | -1,234,613.82 | 8,261,259.18 | 210,767.89 | 208,717.89 | 8,050,491.29 |
| 84 DIRECCION DE COMUNICACION SOCIAL (PRESIDENCIA) | 10,866,947.18 | 995,125.19 | 11,862,072.37 | 11,017,962.26 | 4,531,703.13 | 844,110.11 |
| 85 SECRETARIA DE BIENESTAR | 0.00 | 1,842,763.77 | 1,842,763.77 | 1,662,008.16 | 1,647,664.93 | 180,755.61 |
| 86 DIRECCION DE CONSEJERIA JURIDICA (SINDICATURA) | 1,388,725.64 | 1,375.05 | 1,390,100.69 | 114,786.15 | 114,786.15 | 1,275,314.54 |
| 87 DIRECCION DE AUDITORIA (CONTRALORIA) | 1,560,632.83 | -209,001.74 | 1,351,631.09 | 530,436.40 | 530,436.40 | 821,194.69 |
| 88 DIRECCION DE INVESTIGACION(CONTRALORIA) | 987,000.00 | 99,320.99 | 1,086,320.99 | 291,937.55 | 291,937.55 | 794,383.44 |
| 89 DIRECCION DE SUBSTANCIACION Y RESOLUCION (CONTRALORIA) | 367,000.00 | 0.00 | 367,000.00 | 130,022.12 | 130,022.12 | 236,977.88 |
| 90 DIRECCION DE CONTROL,EVALUACION Y CONTRALORIA SOCIAL (CONTRALORIA) | 711,000.00 | 0.00 | 711,000.00 | 120,302.43 | 120,302.43 | 590,697.57 |
| 91 DIRECCION DE ARTE, ESPACIOS CULTURALES Y FESTIVALES (ARTE Y CULTURA) | 4,135,491.41 | 36,803.48 | 4,172,294.89 | 854,219.97 | 825,008.37 | 3,318,074.92 |
| 92 DIRECCION DE PATRIMONIO CULTURAL (ARTE Y CULTURA) | 2,458,000.00 | -820,319.03 | 1,637,680.97 | 158,132.85 | 158,132.85 | 1,479,548.12 |
| 93 DIRECCION DE GESTION , PROMOCION Y FOMENTO CULTURAL (ARTE Y CULTURA) | 617,000.00 | 139,138.58 | 756,138.58 | 170,938.58 | 170,938.58 | 585,200.00 |
| 94 DIRECCION JURIDICA(CONTRALORIA) | 1,014,000.00 | 0.00 | 1,014,000.00 | 82,885.30 | 82,885.30 | 931,114.70 |
| 95 DIRECCION DE CALIDAD DE GESTION ADMINISTRATIVA(CONTRALORIA) | 357,000.00 | 0.00 | 357,000.00 | 0.00 | 0.00 | 357,000.00 |
| 96 DIRECCION DE GESTION DE PROYECTOS AGROPECUARIOS (S.F.AGROPECUARIO) | 0.00 | 115,000.00 | 115,000.00 | 115,000.00 | 115,000.00 | 0.00 |

MUNICIPIO DE SAN ANDRÉS CHOLULA PUJ


ESTADO ANALÍTICO DEL EJERCICIO DEL PRESUPUESTO DE EGRESOS
 CLASIFICACIÓN ADMINISTRATIVA
 Del 1 de Enero al 30 de Abril de 2021
 (Cifras en pesos)

| Concepto | Egreso Aprobado (1) | Ampliaciones/Reducciones (2) | Egreso Modificado (3=1+2) | Egreso Devengado (4) | Egreso Pagado (5) | Subejercicio (6=3-4) |
|---------------------------------|-----------------------|------------------------------|---------------------------|-----------------------|-----------------------|-----------------------|
| 97 DEPARTAMENTO DE PREDIAL | 0.00 | 5,289.60 | 5,289.60 | 5,289.60 | 5,289.60 | 0.00 |
| 98 DEPARTAMENTO DE CAJA GENERAL | 0.00 | 0.00 | 0.00 | 0.00 | 0.00 | 0.00 |
| 99 DEPARTAMENTO DE CATASTRO | 0.00 | 0.00 | 0.00 | 0.00 | 0.00 | 0.00 |
| TOTAL DEL GASTO | 800,000,000.00 | 0.00 | 800,000,000.00 | 216,133,902.67 | 183,589,303.35 | 583,866,097.33 |


Bajo protesta de decir verdad declaramos que los Estados Financieros y sus notas, son verdaderamente correctos y son responsabilidad del



PRESIDENCIA
ESTADOS UNIDOS MEXICANOS
2018-2021



C. BERNABE
TESORERO MUNICIPAL
TESORERÍA
2018-2021
GOBIERNO MUNICIPAL CONSTITUCIONAL
DE SAN ANDRÉS CHOLULA, PUEBLA.



C. GUADALUPE VIVARDO
SECRETARÍA DEL AYUNTAMIENTO
SECRETARÍA DEL AYUNTAMIENTO
2018-2021
H. AYUNTAMIENTO SAN ANDRÉS
CHOLULA, PUEBLA